Multiple District 105

As of October 2026 Cumulative

Year	New Clubs	Dropped Clubs	Gain/ Loss Clubs	New Members	Charter Members	Reinstate Members	Transfer Members	Total Member Added	Total Members Dropped	Gain/ Loss Members
2022-2023	9	19	-10	881	280	51	102	1,314	1,448	-134
2023-2024	4	25	-21	827	83	67	172	1,149	1,743	-594
2024-2025	10	24	-14	855	252	106	205	1,418	1,667	-249
2025-2026	5	24	-19	813	138	61	98	1,110	1,463	-353
2026-2027	0	5	-5	239	4	15	41	299	235	64
Average	**6**	**19**	**-14**	**723**	**151**	**60**	**124**	**1,058**	**1,311**	**-253**

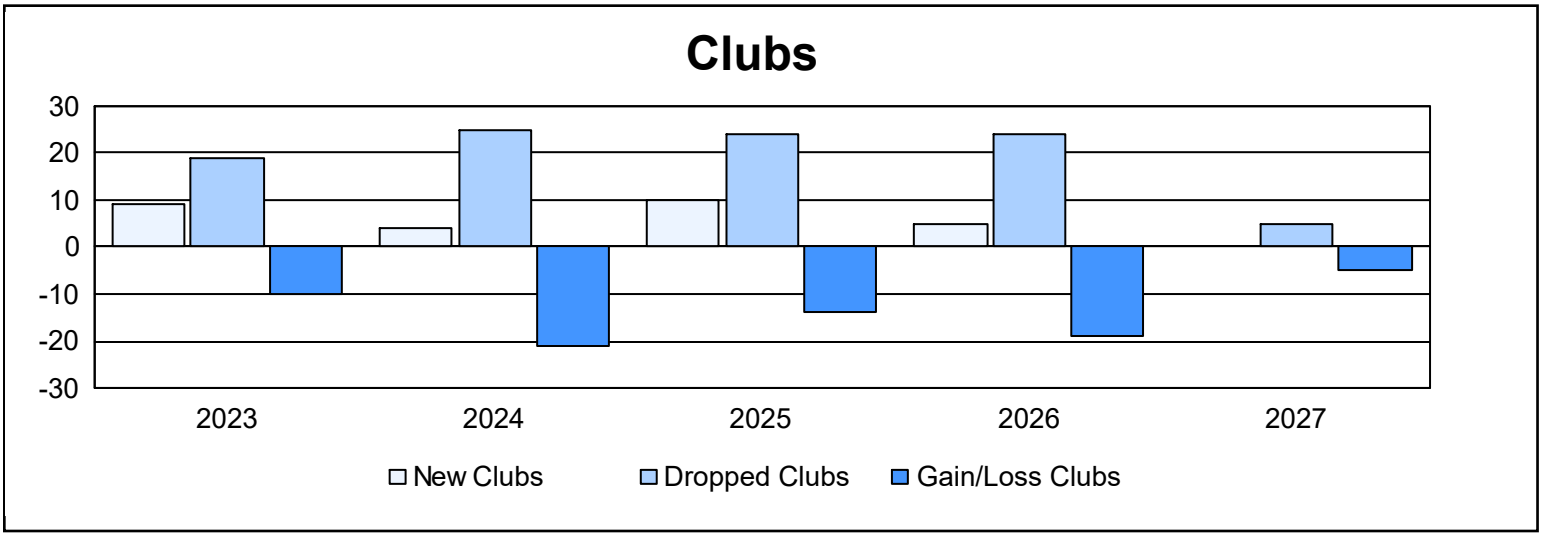

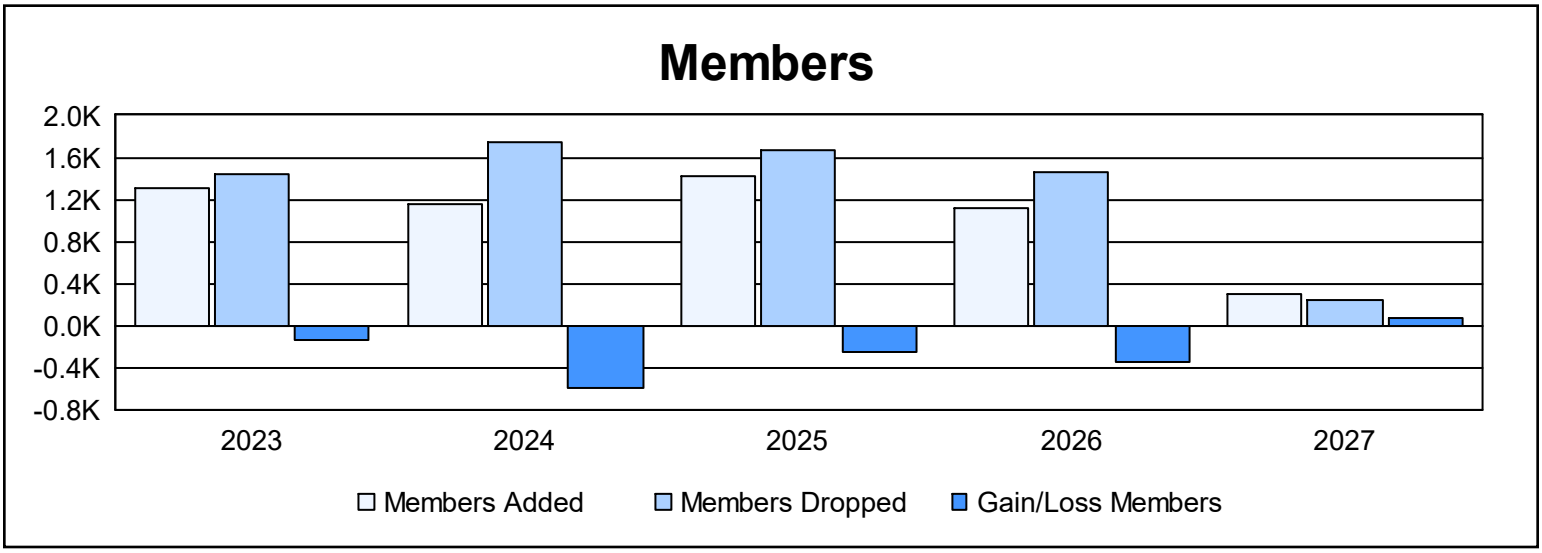

Membership Composition

October 2026 Cumulative

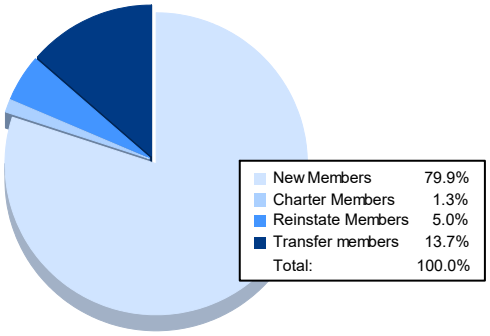

Gender Composition

October 2026 Cumulative

